

# Lha Charitable Trust's Financial Statement

Lha is a non-profit, non-governmental, grassroots social work organization located in Dharamsala, India. Lha was founded in 1997 and in 2005 was registered as a non-profit and charitable trust in Himachal Pradesh. Every year we submit our income statements to the Indian Income-Tax Department and undergo an audit. The following are our financial statements from 2005 to 2011 fiscal years, which have already been reviewed. Following the financial statements are graphical representations of some of the key aspects we would like to highlight.

Lha's commitment is to help the Tibetan people survive and prosper in their new home of Dharamsala and to preserve their profoundly unique culture. The means to which we have been able to accomplish these goals has changed over the years. In 2005, as a young organization, Lha had few assets. Lha has steadily grown since then, and now occupies two buildings, which house our classes, soup kitchen, social services and volunteer and exchange student group accommodations.

In 2005 Lha had seven full time employees, which has since expanded to nine. The notable increase in wage expenses between 2009 and 2011 reflects the decision to provide a livable wage to the Tibetan employees.

Lha took on the responsibility to pay rent for the operations building during the 2009 financial year, after the purchasing of the new Ahimsa House building, and becoming more financially stable. Since 2005 we have slowly been accumulating assets for the language classes, computer courses and social services which function out of the building, such as computers for our offices and classes, and books and teaching resources for the community libraries.

In 2007 Lha began the process of acquiring a four story building, the Ahimsa House, to house a community soup kitchen and volunteer accommodation. In May 2011 Lha used the remaining funds from the corpus receipt and capital fund to make the final payment on the Ahimsa House. This will be reflected in the financial statement for the 2012 financial year. We began working on the community soup kitchen project in 2010 and officially opened it in 2011. Since 2007 Lha has also purchased many furnishings and appliances for the volunteer accommodations. The donations from volunteers staying in Lha's accommodations have also created a new source of income for Lha. In the future, Lha hopes that the donations raised from visitors in these accommodations, in conjunction with cultural exchanges and visitors services, will create a stable and sustainable financial foundation for the organization.

Financial Statement Year	31-03-2005	31-03-2006	31-03-2007	31-03-2008	31-03-2009	31-03-2010	31-03-2011
<b>ASSETS</b>							
<b>CURRENT ASSETS</b>							
Bank Interest	-	5.62	16.27	42.16	138.24	262.04	44,892.80
Capital Fund	-	-	1,704.09	2,298.49	3,764.07	8,098.78	5,915.48
Cash at Bank	-	1,163.53	676.24	3,027.47	8,000.94	6,203.31	32,429.92
Cash in Hand	111.11	106.16	117.36	121.60	269.73	999.89	296.44
Corpus Receipt	-	-	-	-	9,821.80	1,10,309.42	1,61,263.24
Donations	-	11,606.67	8,898.27	8,912.07	32,166.67	40,994.65	44,892.80
Investments, FDR	-	-	-	-	-	99,777.78	1,26,666.67
Loan Advances	-	-	355.56	355.56	355.56	-	-
Membership Fee	111.11	111.11	-	-	-	-	-
Misc. Receipts	-	332.51	1,145.13	5,150.22	13.04	-	-
<b>TOTAL CURRENT ASSETS</b>	<b>222.22</b>	<b>13,325.60</b>	<b>12,912.91</b>	<b>19,907.56</b>	<b>54,530.05</b>	<b>2,66,645.87</b>	<b>4,16,357.36</b>
<b>FIXED ASSETS (post-depreciation)</b>							
Bedding	-	-	-	-	-	205.56	185.00
Camera	-	-	-	-	-	868.89	738.56
Canon Printer	-	-	-	-	-	670.56	1,215.82
Carpet	-	-	-	-	-	45.33	40.80
Computer	-	-	-	-	3,359.62	1,388.29	1,050.18
DVD Player	-	-	-	-	-	82.22	69.89

Lha's Financial Statement and Graphs

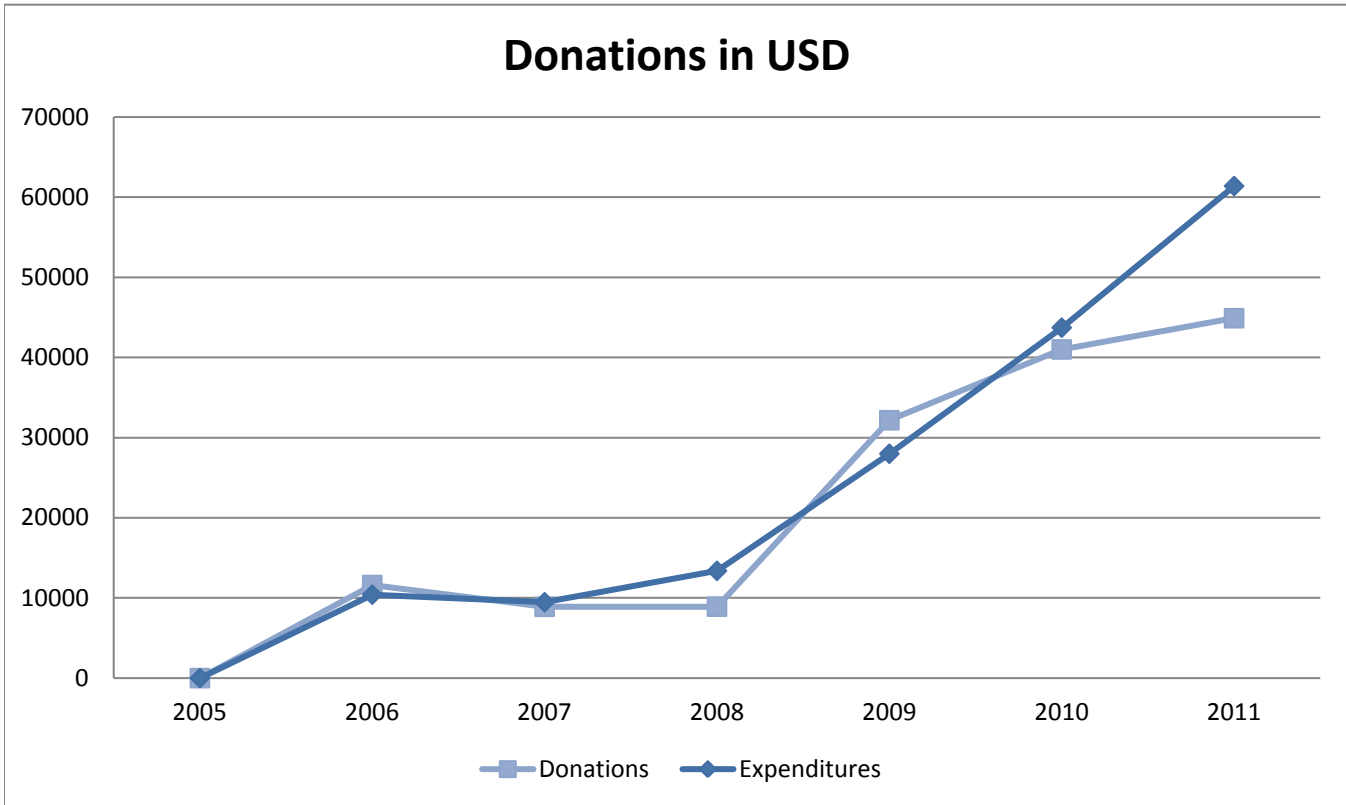
EDPA 3X System Crystal	-	-	-	-	-	364.56	309.87
Gas Cylinder	-	-	-	-	-	64.02	54.42
Furniture & Fixture	-	490.00	441.00	396.90	1,083.63	975.28	2,816.41
Generator	-	-	708.33	602.08	511.77	435.02	369.77
Library Books	-	-	-	-	462.58	367.96	312.76
Photostate Machine	-	-	-	-	2,311.33	1,964.62	1,669.93
Water filter	-	-	-	-	-	207.78	450.49
Wicton camera	-	-	-	-	1,565.41	1,330.59	1,131.01
Toaster	-	-	-	-	-	-	33.04
Gas Stove	-	-	-	-	-	-	68.00
<b>TOTAL FIXED ASSETS</b>	-	490.00	1,149.33	998.98	9,294.35	8,970.66	10,515.95
<b>TOTAL ASSETS</b>	222.22	13,815.60	14,062.24	20,906.54	63,824.40	2,75,616.53	4,26,873.31

**LIABILITIES AND NET ASSETS**

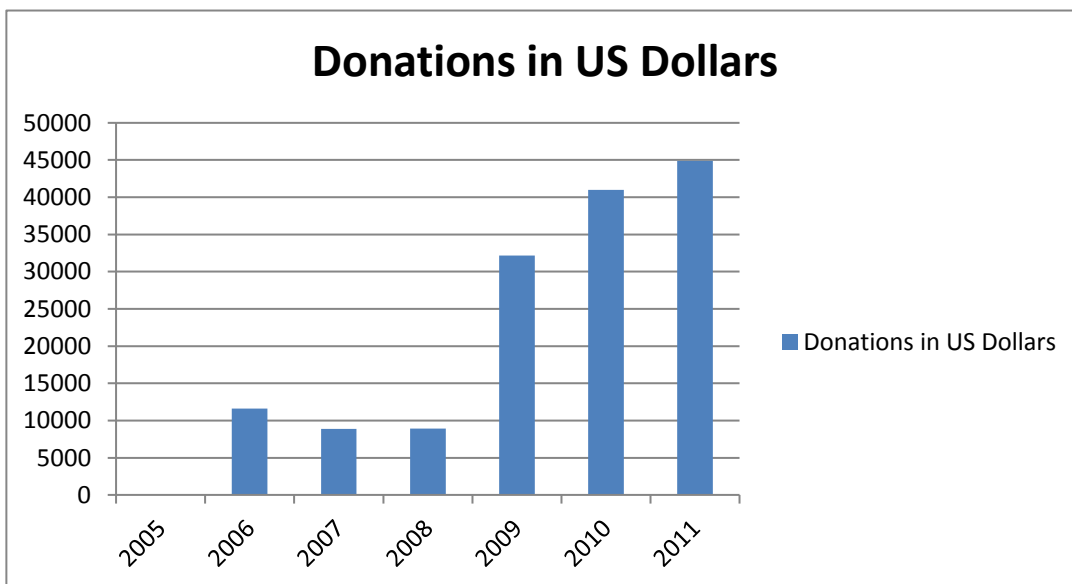
<b>Accrued Expenses</b>							
Accounting Charges	-	-	-	155.56	-	-	-
Annual Maintenance Charge	-	-	-	-	166.67	-	-
Audit expenses	-	-	-	-	-	166.67	133.33
Bank charges	-	3.56	-	-	6.24	173.83	55.50
Books & Periodicals	-	184.67	213.87	343.62	-	42.96	-
Computer Expenses	-	567.11	585.38	508.13	217.11	52.22	-
Computer & Printing & Stationary Expe	-	-	-	-	-	-	1,943.49
Conveyance	-	-	-	-	117.31	-	-
Cooking Expenses	-	-	-	-	426.60	1,218.16	-
Depreciation	-	54.44	174.00	150.35	2,253.91	3,487.87	3,037.71
Donation	-	25.91	38.22	58.09	-	400.00	-
Electricity Expenses	-	484.47	218.07	544.47	689.47	606.40	-
Entertainment Expenses	-	-	-	-	20.96	-	-
Freight Expenses	-	-	-	-	-	10.56	-
Garden Expenses	-	-	-	-	-	-	79.67
General expenses	-	-	-	-	1,494.73	718.87	-
Gift & Hospitality	-	-	-	-	-	1,935.11	1,463.40
Honourium	-	-	-	-	-	2,817.78	-
House Keeping Exp	-	162.73	165.16	251.07	-	-	-
Internet Expenses	-	-	-	-	1,187.11	1,182.89	1,263.33
Internet & Postage Exp	-	27.56	543.07	533.33	-	-	-
Laundry Expenses	-	-	-	-	-	91.33	9.56
Legal & Professional Charges	-	-	-	44.44	-	257.04	33.33
Library Rent	-	-	-	-	-	213.33	-
Library Supplies	-	-	158.07	119.29	-	-	-
Local Conveyance	-	-	-	-	64.00	431.11	-
Massage Expenses	-	60.31	68.24	109.04	234.20	111.11	67.11
Medical Expenses	-	82.67	-	44.44	113.33	1,039.96	-
Membership Expenses	-	-	-	-	-	-	155.56
Mess Expenses	-	-	-	-	-	-	3,849.09
Misc. Expenses	-	-	-	-	72.62	-	113.13
New Paper Exp	-	-	2.84	-	-	-	108.31

Lha's Financial Statement and Graphs

Office Expenses	-	-	-	-	-	25.22	425.64
Office Rent	-	-	-	-	-	-	9,328.00
Office Repairment Exp	-	429.67	-	-	-	-	-
Photostate Exp	-	4.40	20.42	-	-	-	-
Pooja & Ceremony Expenses	-	-	-	-	142.38	-	-
Postage Expenses	-	-	-	-	-	5.87	56.49
Printing & Stationery Expenses	-	299.42	869.42	1,252.24	1,659.27	3,486.84	-
Project Proposal Exp	-	78.89	8.44	3.27	-	-	-
Rates & Taxes	-	-	-	-	239.04	-	239.04
Registration Expenses	-	-	-	-	-	-	66.67
Rent of Building	-	2,655.56	-	-	8,533.33	9,328.00	-
Repair & Maintenance	-	-	111.11	-	68.89	1,445.49	11,651.19
Rotary Club Expenses	-	-	30.89	147.78	-	-	-
Scholarship	-	-	-	-	-	-	982.22
STD PCO Bill	-	-	-	2,062.62	-	-	-
Teaching Expenses (voluntary)	-	-	-	-	1,538.76	-	-
Telephone Expenses	-	168.24	279.18	-	327.60	143.33	232.22
Tour & Traveling Expenses	-	-	-	-	285.18	421.33	4,563.16
Water Expenses	-	-	-	-	140.33	73.58	-
Water & Electricity Expenses	-	-	-	-	-	-	894.38
Web Expenses	-	-	-	-	-	-	10.42
<b>Accrued employee salaries, benefits</b>							
Leave Encashment	-	-	-	-	-	386.67	-
Salary & Benefit	-	5,062.22	5,978.89	6,311.11	7,655.51	13,421.89	19,206.67
Staff Welfare Expenses	-	-	-	-	328.69	17.84	-
<b>Accounts Payable</b>							
Audit Fee Payable	-	-	-	-	-	-	133.33
Electricity Expenses Payable	-	38.31	-	39.18	-	-	-
Legal & Professional Fee Payable	-	-	-	-	-	-	333.33
Salary Payable	-	-	-	577.78	-	-	888.89
STD PCO Bill Payable	-	-	-	122.58	-	-	-
Telephone Expenses Payable	-	17.29	-	-	-	-	8.82
Water & Electricity Expenses Payable	-	-	-	-	-	-	44.80
<b>TOTAL LIABILITIES</b>	-	10,407.42	9,465.27	13,378.39	27,983.24	43,713.25	61,377.80
<b>TOTAL NET ASSETS</b>	222.22	3,408.18	4,596.98	7,528.14	35,841.16	2,31,903.28	1,92,635.50

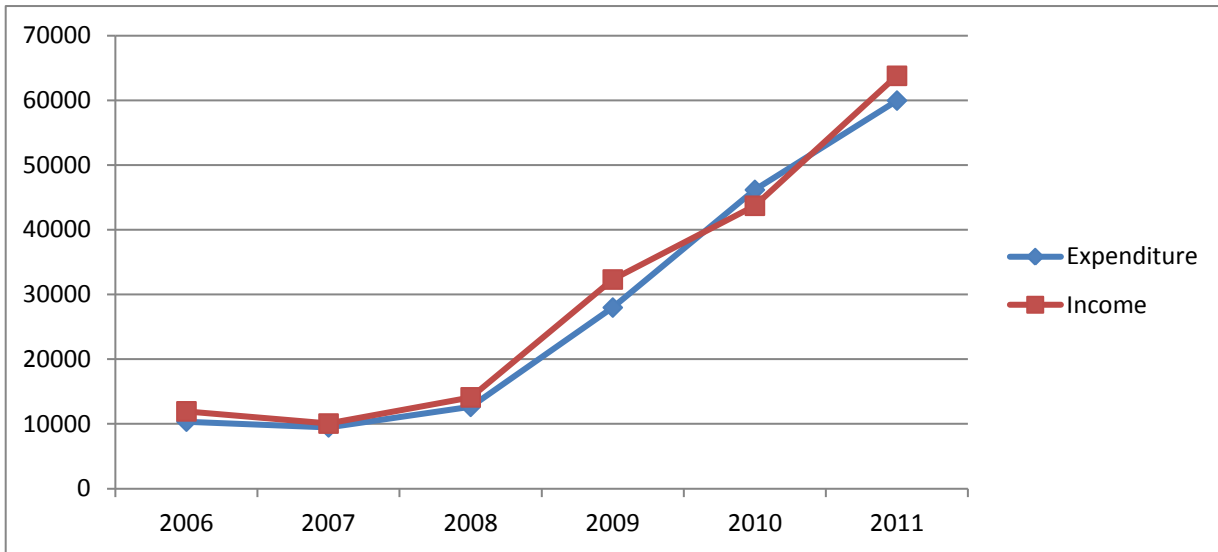


Lha's expenditures, represented in dark blue, have been increasing steadily since 2005. With the extra donations Lha has had the opportunity to implement more social services within the community, such as the creation of the Clear Vision program which ran in 2009 and 2011, as well as the Ahimsa House Soup Kitchen and the Dental project which both started in 2011.



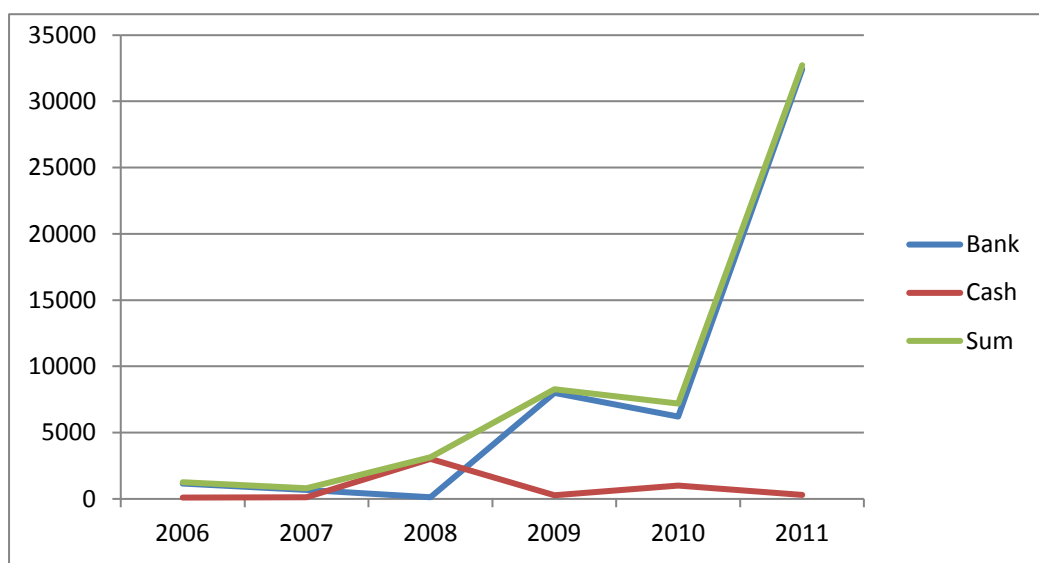
Lha and the Tibetan Community in McLeod Ganj are very appreciative to the continued financial support by donors.

### Lha's Income and Expenditure



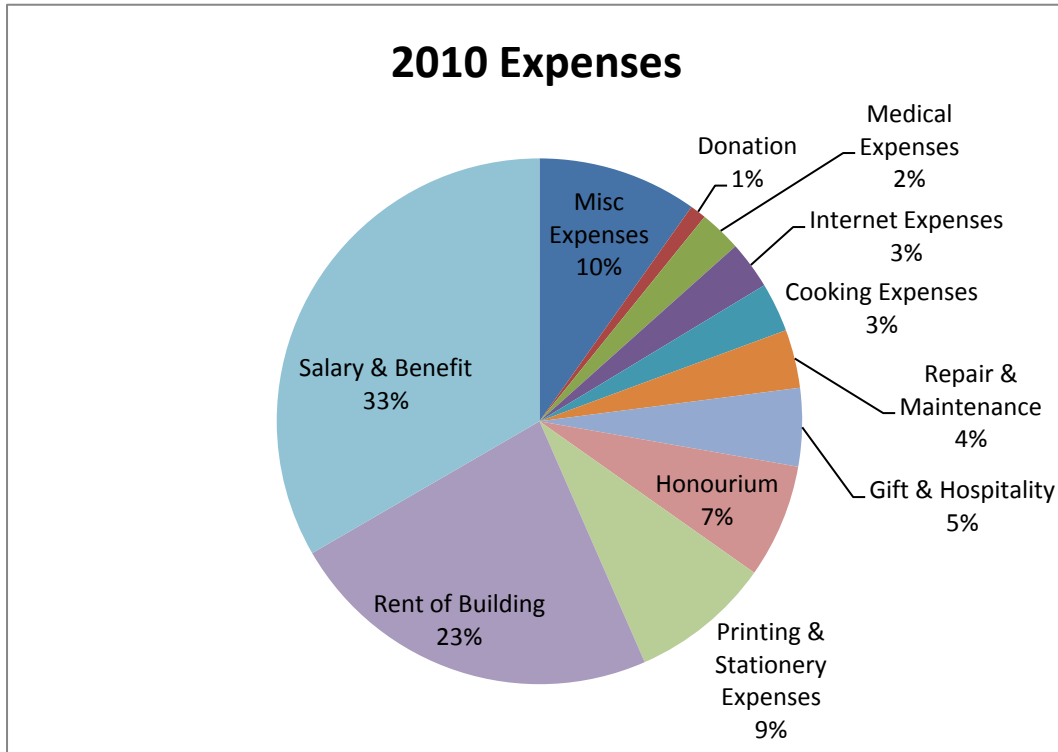
Lha's income, represented by the red line, is dynamic. In addition to donations, it also comes from revenue raised from classes run by Lha volunteers and staff (such as Tibetan Arts, Cooking, Yoga and Meditation). It is also supplemented by the donations raised by the volunteers staying at Lha's Ahimsa House volunteer accommodations. Lha also provides reception and orientation packages for tourists and volunteers, for which it charges a small fee. Finally, through the donations from cultural exchange programs with youth groups from abroad, Lha is able to remain self-sustainable. However, to continue to provide the wealth of social services above and beyond its language classes, it still must rely on donations. Lha's expenditure, represented by the blue line, has diversified as it has grown. In recent years Lha has begun health care provision for the needy in the community through the Clear Vision and dental projects. It has also initiated a community soup kitchen.

### Lha's Assets

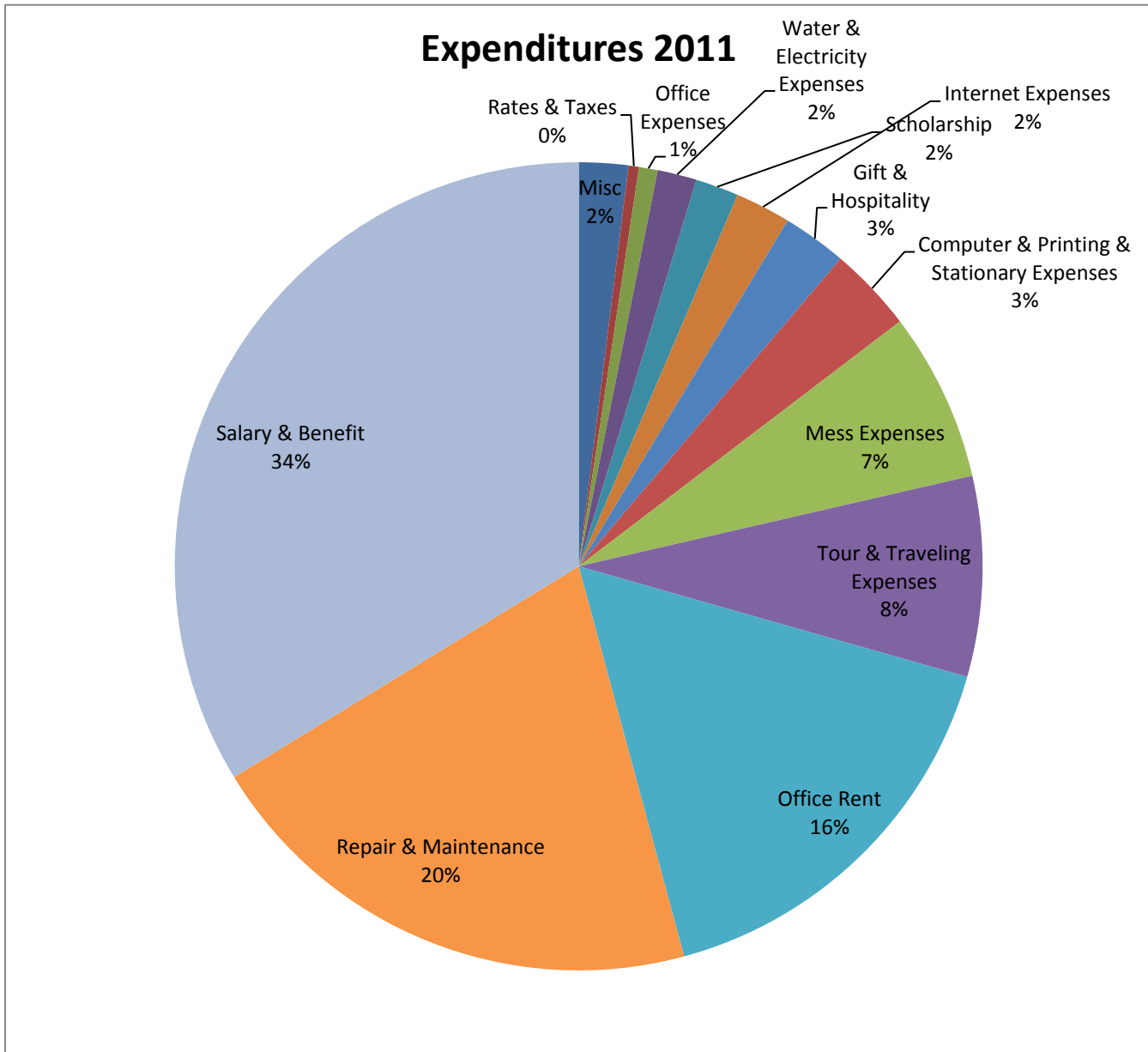


## Lha's Financial Statement and Graphs

This graph depicts Lha's assets stored in cash (the red line) and at the bank (the blue line). The sum of both is represented in green. Lha's bank assets in 2011 are uncharacteristically high, as the end of the financial year came just before Lha's final payment for the Ahimsa House building, which houses Lha's community soup kitchen as well as accommodations for volunteers, which gives Lha a sustainable income.



Here are Lha's expenses in 2010. 33% of the expenditures provide a modest but livable income to Lha's 9 permanent staff members. 23% of the expenditure goes towards the Lha Building which accommodates the 10 language classes and computer classes taught daily. Printing and stationery expenses account for 9% of Lha's expenses. They include both office expenses as well as handouts used in lessons. Most of the teachers, tutors and social workers are volunteers and free of cost.



Here are Lha's 2011 expenditures. Additional expenses from 2010 include the increased repair and maintenance expense, which increased due to the necessary renovation of the Lha soup kitchen, and maintenance in the Lha Building. Tour and traveling expenses are those incurred from volunteers requesting the reception packages. Lha charges varying amounts for these packages, and they are not funded by donations. Mess expenses are those incurred from the daily running of the soup kitchen.